

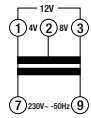
INTERMITTENT SERVICE TRANSFORMERS



1TD TR10SI/QOD 10VA transformer for intermittent service, outputs 4-8-12V - 2 DIN

Power supply 230V a.c. – 50Hz
Outputs 4-8-12V

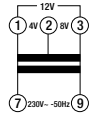
Installation on rear of switchboard IP 40
Dimensions (L x W x H) 35 x 60 x 90 mm



1TD TR15SI/QOD 15VA transformer for intermittent service, outputs 4-8-12V - 2 DIN

Power supply 230V a.c. – 50Hz
Outputs 4-8-12V

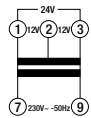
Installation on rear of switchboard IP 40
Dimensions (L x W x H) 35 x 60 x 90 mm



1TD TR15SI/DDV 15VA transformer for intermittent service, outputs 12-12-24V 2 DIN

Power supply 230V a.c. – 50Hz
Outputs 12-12-24V

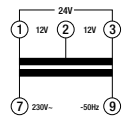
Installation on rear of switchboard IP 40
Dimensions (L x W x H) 35 x 60 x 90 mm



1TD TR30SI/DDV 30VA transformer for intermittent service, outputs 12-12-24V - 3 DIN

Power supply 230V a.c. – 50Hz
Outputs 12-12-24V

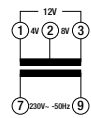
Installation on rear of switchboard IP 40
Dimensions (L x W x H) 52.5 x 60 x 90 mm



1TD TR01402/N 10VA transformer for intermittent service, outputs 4-8-12V, wall-mounted

Power supply 230V a.c. – 50Hz
Outputs 4-8-12V
Wall-mounted IP 30

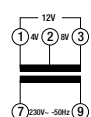
Installation on rear of switchboard IP 40
Dimensions (L x W x H) 35 x 60 x 128 mm



1TD TR01403/N 15VA transformer for intermittent service, outputs 4-8-12V, wall-mounted

Power supply 230V a.c. – 50Hz
Outputs 4-8-12V
Wall-mounted IP 30

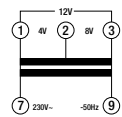
Installation on rear of switchboard IP40
Dimensions (L x W x H) 35 x 60 x 128 mm



1TD TR01409/N 20VA transformer for intermittent service, outputs 4-8-12V, wall-mounted

Power supply 230V a.c. – 50Hz
Outputs 4-8-12V
Wall-mounted IP30

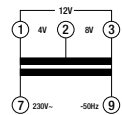
Installation on the rear of the switchboard IP40
Dimensions (L x W x H) 52.5 x 60 x 128 mm



1TD TR01404/N 25VA transformer for intermittent service, outputs 4-8-12V, wall-mounted

Power supply 230V a.c. – 50Hz
Outputs 4-8-12V
Wall-mounted IP 30

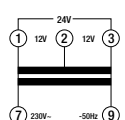
Installation on rear of switchboard IP 40
Dimensions (L x W x H) 52.5 x 60 x 128 mm



1TD TR01435/N 40VA transformer for intermittent service, outputs 12-12-24V, wall-mounted

Power supply 230V a.c. – 50Hz
Outputs 12-12-24V
Wall-mounted IP 30

Installation on rear of switchboard IP 40
Dimensions (L x W x H) 52.5 x 60 x 128 mm



CONTINUOUS SERVICE TRANSFORMERS



1TD TR010/QOD 10VA transformer for continuous service, outputs 4-8-12V - 2 DIN

Power supply 230V a.c. – 50Hz
Outputs 4-8-12V

Installation on rear of switchboard IP 40
Dimensions (L x W x H) 35 x 60 x 90 mm



1TD TR010/DDV 10VA transformer for continuous service, outputs 12-12-24V - 2 DIN

Power supply 230V a.c. – 50Hz
Outputs 12-12-24V

Installation on rear of switchboard IP 40
Dimensions (L x W x H) 35 x 60 x 90 mm



1TD TR015/QOD 15VA transformer for continuous service, outputs 4-8-12V - 2 DIN

Power supply 230V a.c. – 50Hz
Outputs 4-8-12V

Installation on rear of switchboard IP 40
Dimensions (L x W x H) 35 x 60 x 90 mm



1TD TR015/DDV 15VA transformer for continuous service, outputs 12-12-24V - 2 DIN

Power supply 230V a.c. – 50Hz
Outputs 12-12-24V

Installation on rear of switchboard IP 40
Dimensions (L x W x H) 35 x 60 x 90 mm



1TD TR024/DDV 24VA transformer for continuous service, outputs 12-12-24V - 3 DIN

Power supply 230V a.c. – 50Hz
Outputs 12-12-24V

Installation on rear of switchboard IP 40
Dimensions (L x W x H) 52.5 x 60 x 90 mm



1TD TR030/DDV 30VA transformer for continuous service, outputs 12-12-24V - 3 DIN

Power supply 230V a.c. – 50Hz
Outputs 12-12-24V

Installation on rear of switchboard IP 40
Dimensions (L x W x H) 52.5 x 60 x 90 mm



1TD TR040/DDV 40VA transformer for continuous service, outputs 12-12-24V - 3 DIN

Power supply 230V a.c. – 50Hz
Outputs 12-12-24V
Installation on terminal board IP 20
Wall-mounted IP 30

Installation on rear of switchboard IP 40
Dimensions (L x W x H) 52.5 x 60 x 90 mm



1TD TR063/DDV 63VA transformer for continuous service, outputs 12-12-24V - 6 DIN

Power supply 230V a.c. – 50Hz
Outputs 12-12-24V
Installation on terminal board IP 20
Wall-mounted IP 30

Installation on rear of switchboard IP 40
Dimensions (L x W x H) 105 x 60 x 90 mm

ACCESSORY

1PA KTM02 Kit with base + terminal covers for 2 DIN transformers

1PA KTM03 Kit with base + terminal covers for 3 DIN transformers

1PA KTM06 Kit with base + terminal covers for 6 DIN transformers